




M.T. MEHDI Evaluation of Instruction Program Report

17S: COM SCI 219 LEC 1: CMP SYST MDLNG ANLY
 No. of responses = 8
 Enrollment = 22
 Response Rate = 36.36%


Survey Results

1. Background Information:

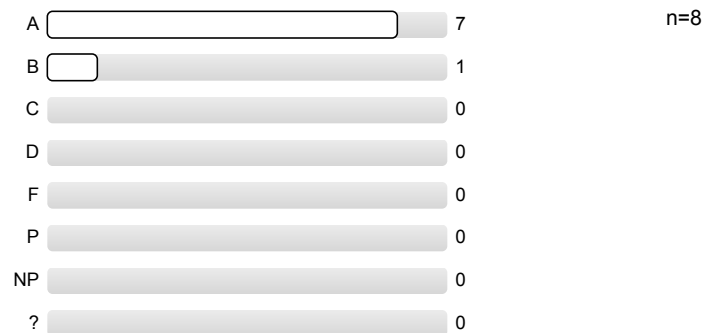
1.1) Year in School:




1.2) UCLA GPA:



1.3) Expected Grade:



1.4) What requirements does this course fulfill?



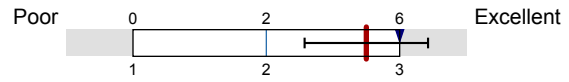
2. To What Extent Do You Feel That:

2.1)	Teaching Assistant Knowledge - The T.A. was knowledgeable about the material.	Very Low or Never		Very High or Always	n=8 av.=8.88 md=9 dev.=0.35
2.2)	Teaching Assistant Concern - The T.A. was concerned about student learning.	Very Low or Never		Very High or Always	n=8 av.=8.88 md=9 dev.=0.35
2.3)	Organization - Section presentations were well prepared and organized.	Very Low or Never		Very High or Always	n=8 av.=8.75 md=9 dev.=0.71
2.4)	Scope - The teaching assistant expanded on course ideas.	Very Low or Never		Very High or Always	n=8 av.=8.75 md=9 dev.=0.71
2.5)	Interaction - Students felt welcome in seeking help in or outside of the class.	Very Low or Never		Very High or Always	n=8 av.=8.88 md=9 dev.=0.35
2.6)	Communication Skills - The teaching assistant had good communication skills.	Very Low or Never		Very High or Always	n=8 av.=8.88 md=9 dev.=0.35
2.7)	Value - The overall value of the sections justified your time and effort.	Very Low or Never		Very High or Always	n=8 av.=8.75 md=9 dev.=0.71
2.8)	Overall - What is your overall rating of the teaching assistant?	Very Low or Never		Very High or Always	n=8 av.=8.75 md=9 dev.=0.71

3. Your View of Section Characteristics:

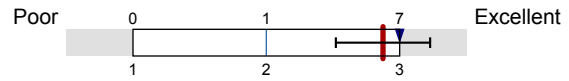
3.1)	Difficulty (relative to other courses)	Low		High	n=8 av.=2.5 md=2 dev.=0.53
3.2)	Workload/pace was	Too Slow		Too Much	n=8 av.=2.38 md=2 dev.=0.52
3.3)	Integration of section with course was	Poor		Excellent	n=8 av.=2.63 md=3 dev.=0.52
3.4)	Texts, required readings	Poor		Excellent	n=7 av.=3 md=3 dev.=0 ab.=1
3.5)	Homework assignments	Poor		Excellent	n=7 av.=2.71 md=3 dev.=0.49 ab.=1

3.6) Graded materials, examinations



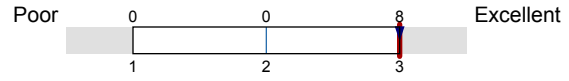
n=8
 av.=2.75
 md=3
 dev.=0.46

3.7) Lecture presentations



n=8
 av.=2.88
 md=3
 dev.=0.35

3.8) Class discussions



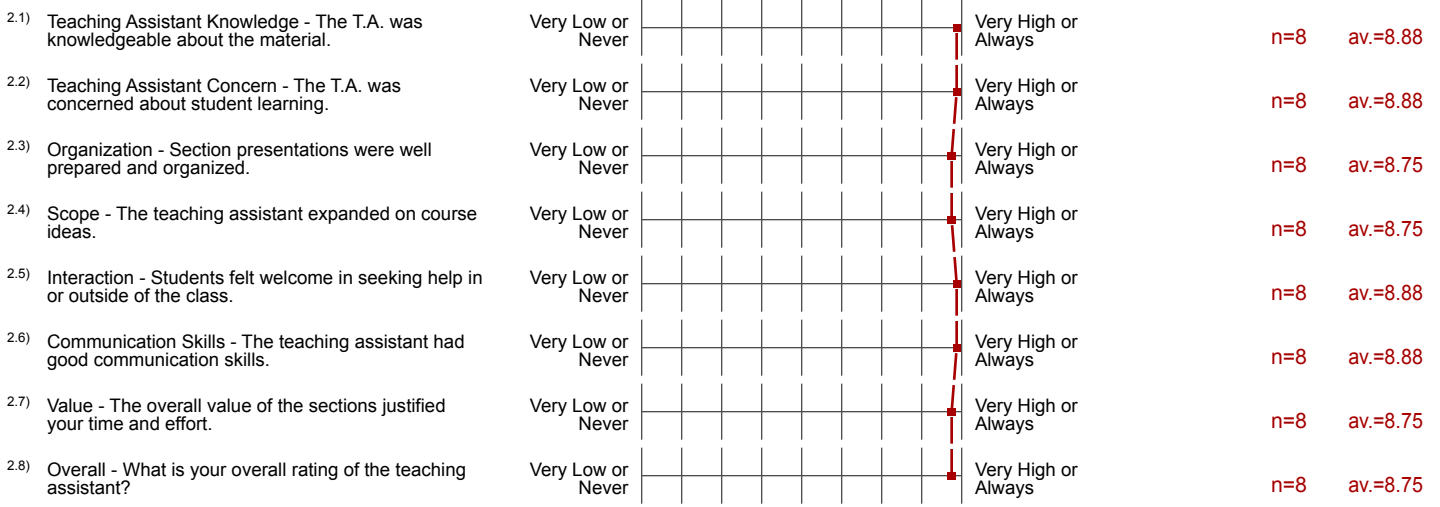
n=8
 av.=3
 md=3
 dev.=0

Profile

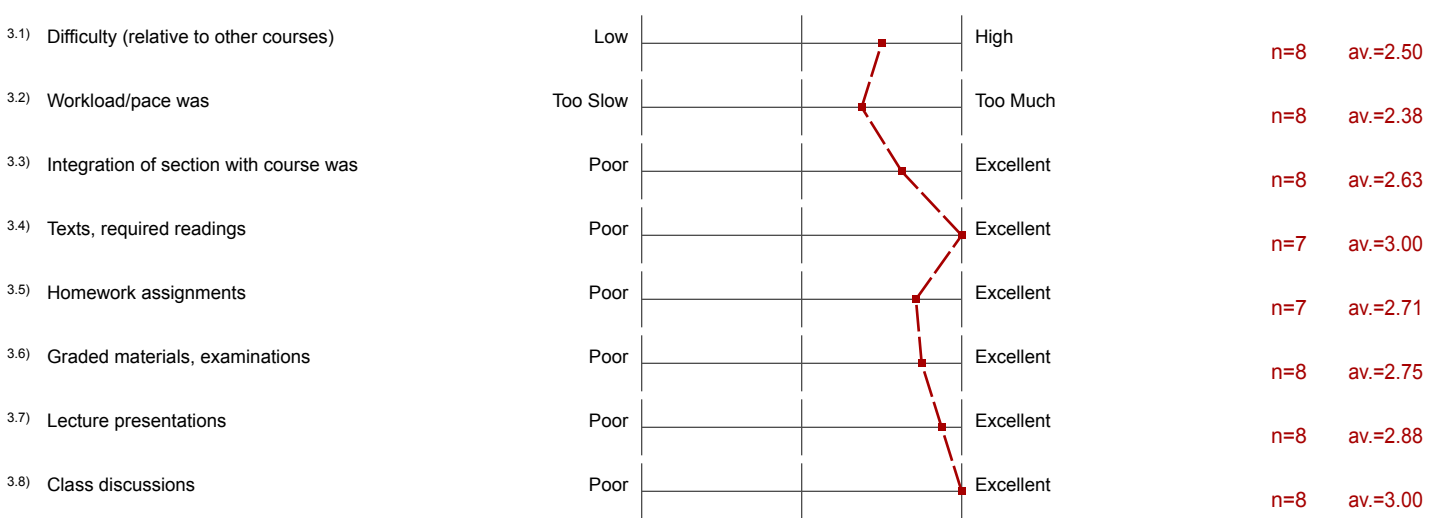
Subunit: COM SCI
 Name of the instructor: M.T. MEHDI
 Name of the course: 17S: COM SCI 219 LEC 1: CMP SYST MDLNG ANLY
 (Name of the survey)

Values used in the profile line: Mean

2. To What Extent Do You Feel That:



3. Your View of Section Characteristics:



Comments Report

4. Comments:

^{4.1)} Please identify what you perceive to be the real strengths and weaknesses of this teaching assistant and course.

- Amazing TA sections.
Helped us alot with our projects and always welcomed us for feedback.
- Best TA I have ever met.
- Very helpful for project helps!